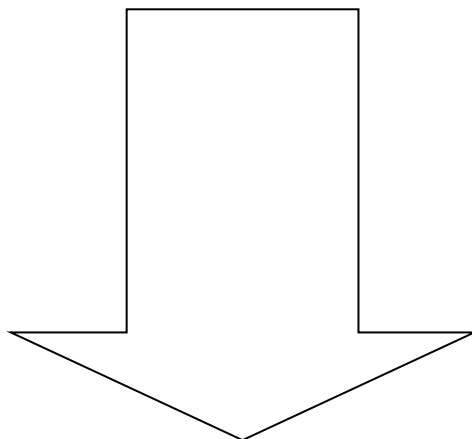




# **Wir basteln uns einen Bär aus Papier!**



Dazu brauchen wir 2mal Papier, Schere, Klebestift  
und einen Stift zum bemalen.


Das Basteln erkläre ich nun in Bildern.







































Das ist mein Polarbär.

Ihr könnt nun auch versuchen andere Bären zu Basteln.

Es gibt ja noch viele andere. Welche kennt ihr noch? Und wie sehen diese aus?

Viel Spaß beim nachbasteln wünscht Euch Gregor